

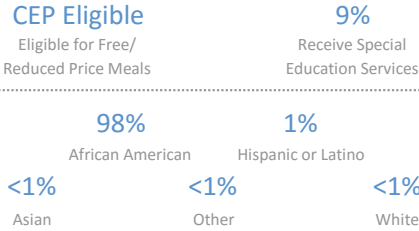
KIPP Baltimore

BALTIMORE, MD • Executive Director: Marsha Reeves • 2 Schools • Grades Served: K-8 • Total Enrollment: 1,523 • Est. 2002

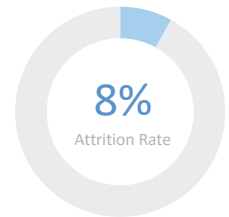
School Name: Year Est., Grades Served, School Leader

KIPP Harmony Academy: 2009, K-4, Natalia Walter Adamson
 KIPP Ujima Village Academy: 2002, 5-8, Michael Lucas

QUESTION 1 ARE WE SERVING THE CHILDREN WHO NEED US?



QUESTION 2 ARE OUR STUDENTS STAYING WITH US?



QUESTION 3 ARE OUR STUDENTS PROGRESSING AND ACHIEVING ACADEMICALLY?

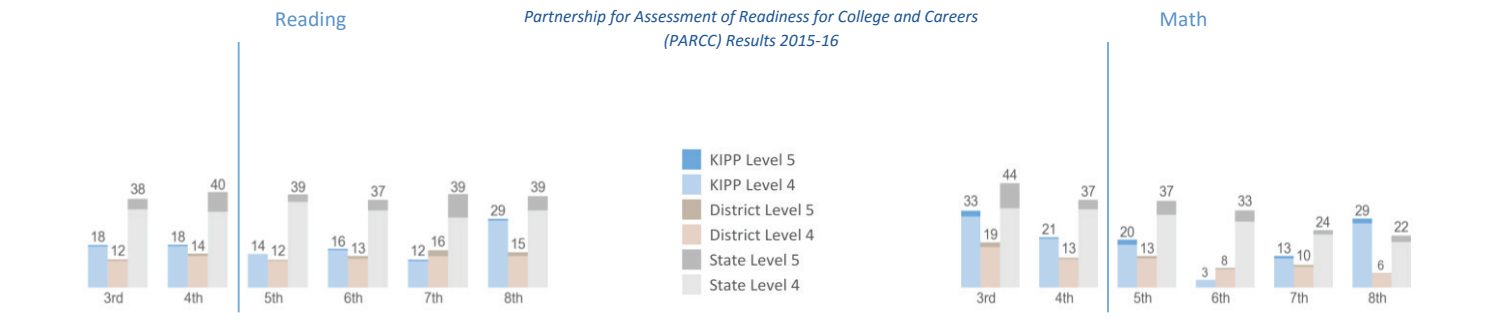
ARE WE MAKING ENOUGH GROWTH TO REACH GRADE AND COLLEGE-READY LEVELS?

Measures of Academic Progress (MAP) 2015-16



HOW ARE WE PERFORMING RELATIVE TO OUR LOCAL COMMUNITY?

Partnership for Assessment of Readiness for College and Careers (PARCC) Results 2015-16



KIPP HIGH SCHOOL RESULTS FOR GRADUATING SENIORS

No KIPP HS
Average ACT/SAT

No KIPP HS
ACT/SAT Participation Rate

No KIPP HS
% Took at Least 1 AP

No KIPP HS
% Scored 3 or Above on at Least 1 AP

QUESTION 4 ARE OUR ALUMNI CLIMBING THE MOUNTAIN TO AND THROUGH COLLEGE?

92%

High School Graduation Rate

71%

College Matriculation Rate

Figures are for students who completed the 8th grade at a KIPP middle school 5+ years ago and/or graduated from a KIPP high school.

QUESTION 5 ARE WE BUILDING A SUSTAINABLE PEOPLE MODEL?

79%

Teachers Retained within KIPP
(75% Retained in Their Position)

103

Number of Teachers