

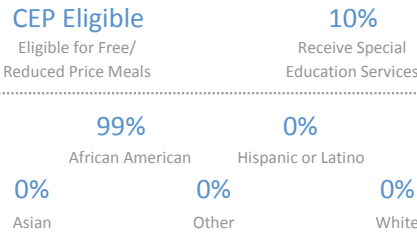
# KIPP Baltimore

BALTIMORE, MD • Executive Director: Kate Mehr • 2 Schools • Grades Served: K-8 • Total Enrollment: 1,518 • Est. 2002

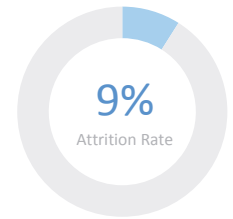
School Name: Year Est., Grades Served, School Leader

KIPP Ujima Village Academy: 2002, 5-8, Michael Lucas  
KIPP Harmony Academy: 2009, K-4, Natalia Walter

## QUESTION 1 ARE WE SERVING THE CHILDREN WHO NEED US?



## QUESTION 2 ARE OUR STUDENTS STAYING WITH US?



## QUESTION 3 ARE OUR STUDENTS PROGRESSING AND ACHIEVING ACADEMICALLY?

### ARE WE MAKING ENOUGH GROWTH TO REACH GRADE AND COLLEGE-READY LEVELS?

Reading

Measures of Academic Progress (MAP) 2014-15

Math

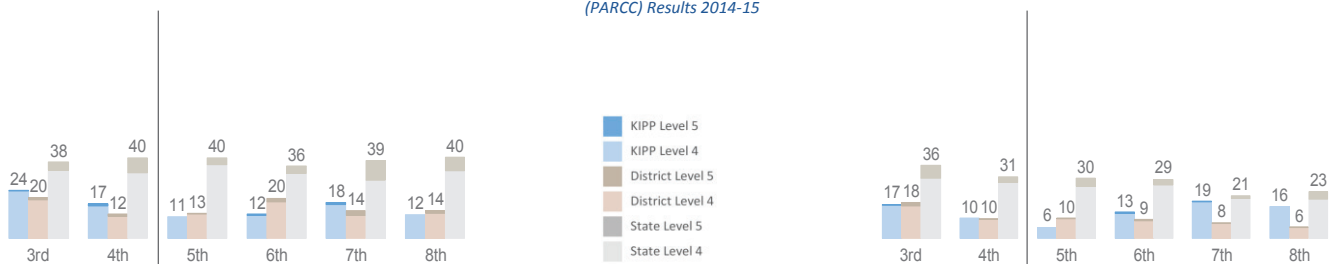


### HOW ARE WE PERFORMING RELATIVE TO OUR LOCAL COMMUNITY?

Partnership for Assessment of Readiness for College and Careers (PARCC) Results 2014-15

Reading

Math



### KIPP HIGH SCHOOL RESULTS FOR GRADUATING SENIORS

No KIPP HS

Average No KIPP HS

No KIPP HS

No KIPP HS Participation Rate

No KIPP HS

% Took at Least 1 AP

No KIPP HS

% Scored 3 or Above on at Least 1 AP

## QUESTION 4 ARE OUR ALUMNI CLIMBING THE MOUNTAIN TO AND THROUGH COLLEGE?

**93%**

High School Graduation Rate

**72%**

College Matriculation Rate

Figures are for students who completed the 8th grade at a KIPP middle school 5+ years ago and/or graduated from a KIPP high school.

## QUESTION 5 ARE WE BUILDING A SUSTAINABLE PEOPLE MODEL?

**85%**

Teachers Retained within KIPP  
(83% Retained in Their Position)

**110**

Number of Teachers